

Resolution 0.0001 Electronic Dial Calibration Tester

For Periodic Inspection, Calibration of
Dial Gauges and Bore Gauges.
Meets ISO requirements



CALIBRATION OF PLUNGER TYPE, LEVER TYPE DIAL GAUGES AND BORE GAUGES MADE USER FRIENDLY

Periodic Calibration of various Measuring Instruments is of vital importance for Quality Assurance as well as cost reduction. ISO 9000 has become a keyword in today's World of Technology, wherein Calibration records of Basic Instruments like Plunger Type and Lever Type Dial Gauges is necessary. An Electronic Dial Calibration Tester is the solution to meet this requirement. If coupled with a PC, it gives a printout of readings taken with analysis of SQC parameters. This can be obtained with the help of software and Foot Pedal supplied as an optional unit with the equipment.

APPLICATIONS

- Calibration of Plunger Types Dial Gauge
- Calibration of Lever Type Dial Gauge and Bore Gauge
- Calibration of Back Plunger Type Dial Gauge

ADVANTAGES

1. Digital Display for better legibility and more reliability
2. Choice of different resolutions while calibration in both Metric & Imperial versions.
3. Printer gives hard copy of readings / important SQC parameter
4. Foot Pedal technique facilitates faster inspection
5. Calibration Certificate from our NABL Accredited Laboratory

TECHNICAL SPECIFICATIONS

Mechanical Stand : Overall Dimensions :
L-227 x D-132 x H-77 mm without stand.
(H-87 mm with stand)
Weight of Complete Unit : 15 kg approx.

Model	Range		Least Count		Total instrument accuracy
	mm	inch	mm	inch	
P - 10	10	0.4	0.0001	0.00001	0.0025 mm over 10 mm
P - 25	25	1	0.0001	0.00001	0.0025 mm over 25 mm


DESCRIPTION

The instrument consists of three parts

1. Mechanical stand with Micro-screw assembly
2. Probe - P10 or P25 (Sylvac)
3. Digital indicating Unit D-50S Pro (Sylvac)

The Mechanical stand consists of a robust cast iron base fixed with precision ground column with hard chrome plating. A measuring arm assembly can move up and down smoothly on this column with the help of rack and pinion arrangement. This assembly includes a knob for tightening, fine and coarse adjustment and dial holder rod at the bottom.

The micro screw assembly is mounted on the precision machined location slot provided on the base by clamping plate. The probe P10 is fitted in the drum and its cable is connected to indicating system for readout. The unit can be connected to PC through its RS232 port.



Our other products :

- Torque Wrench Tester
- Rubber Hardness Tester Calibrator
- Scale & Tape Calibration Unit



Kudale Instruments Pvt. Ltd.
ISO 9001 Company



Dial Calibration Tester

Cost Effective Solution to Fulfil ISO Requirements

CALIBRATION OF PLUNGER TYPE, LEVER TYPE DIAL GAUGES AND BORE GAUGES MADE USER FRIENDLY



DCT (L.C.-0.001mm)

DCT (L.C.-0.0002mm)

The manufacturing tolerance in almost all the Industries are becoming stringent due to increased awareness of quality. This also calls for high accuracy components in Precision Assemblies and Sub-assemblies. The Quality Control Department, therefore is loaded with the periodic calibration of various measuring instruments, since the accuracy of the components depends largely on the accuracy of measuring instruments. In other words the periodic calibration of shop floor Precision Instruments like Plunger type Dial Gauges, Back Plunger type Dial Gauges, Lever type Dial Gauges and Bore Gauges is inevitable and is a regular feature in many companies of repute. The practice of Periodic Calibration is of vital importance for Quality Assurance as well as cost reduction.

The set of Dial Calibration Tester enables us to test for different kinds of Precision Measuring Instruments and all the required accessories are included in the set. We have marketed over 800 sets in the country. The habit of periodic calibration has to be cultivated right from the stage of Technical Education viz. Engineering College, Polytechnics and other institutes.

WHY PERIODIC CALIBRATION

- To grade the dial according to its accuracy and thereby to choose the application where it can be safely used
- To determine the worn-out zone of travel facilitating full utilization of dials
- To inspect the dial after repairs and maintenance
- To ascertain the exact point of discardation

OPTIONAL ACCESSORIES

- Lens for drum
- Extra holder of 28/30 for mounting mikrokator - Dial Gauge

OVERALL DIMENSIONS


- Base - 125 x 190 mm n Column - 340 mm
- Weight - 7 kg approx

FEATURES

- Carbide Tipped measuring face
- Holding shaft provides holes of 8 mm & 3/8 inch
- Holding brackets accommodate bore gauges upto 23 mm 'tube diameter'.
- Calibration Certification from our NABL Accredited Laboratory.


ORDER CODE

Model	Measuring Range	Last Count	Accuracy over the measuring range
DCT-025	0-25 mm	0.001 mm	0.0025 mm
DCT-026	0-1 inch	0.0001 inch	0.00012 inch
DCT-027	0-25 mm	0.0002 mm	0.0025 mm



Calibration of
Plunger Type
Dial Gauge

Calibration of
Bore Gauge
(Horizontal)



Calibration of
Bore Gauge
(Vertical)

Calibration of
Lever Type
Dial Gauge
The reflection of the
pointer in the mirror
assists speedy and
fatigue less calibration
for lever as well as back
plunger type dial gauges.

Our Group Companies : Mikrotech ■ Kudale Calibration Laboratory (P) Ltd.



Manufactured by :

Kudale Instruments Pvt. Ltd.



Correspondence Address

Precision House, 98A/7, Hadapsar Industrial Estate, PUNE - 411 013. (INDIA). Tel. : +91(20) 26872068, 26870567,

Fax : +91(20) 26875383 E-mail : msands@eth.net, kudale@vsnl.net Website : www.kudaleinstruments.com